

# SundaySchoolKids Alphabet Pennants A-K

PRINT only the pages that you need in either the PDF or Word Document

- IF printed on a black and white printer, the colored pennants will come out in various shades of gray. You can color the letters in light, bright vibrant colors and even those will look good. The all white pennants will color easily.

CUT and/or then COLOR (if desired) , then fold back tops.

## SPACING


- All are 4 1/4 inch wide at widest
- May be overlapped up to 1/2 inch on the top at each side to save space.
- Have the letters in one word or name at least touch each other (if not overlap)
- Leave one and a half inches between words

## NOTES AND INFORMATION

L-Z and punctuation are in part II.

- Fold back top for all uses
- IF hung over a line, cord or wire, etc. tape the folded flap to the back of the pennant to secure to the line or wire, etc.
- As most lines, cords or wires will have some slack, tape the pennants together from the back to avoid them slipping over each other.
- IF tacked in place, tack through the double layers to prevent tearing.
- The set contains a period, an exclamation point and a blank pennant.
- Vowels are yellow.
- G and J are royal purple.
- Consider cutting off 1/4 of the tip if they will hang where people may walk close to them
- How long will your banner be?  
For standard pennants, multiply the number of letters by 4.25 and the number of spaces by 1.5 and add the numbers together. To reduce the end number of inches, overlap letters as indicated above.
- You can reduce the pennants size in your printer settings, or on a copier.

SundaySchoolKids.com  
Fold back



SundaySchoolKids.com  
Fold back



SundaySchoolKids.com  
Fold back

B

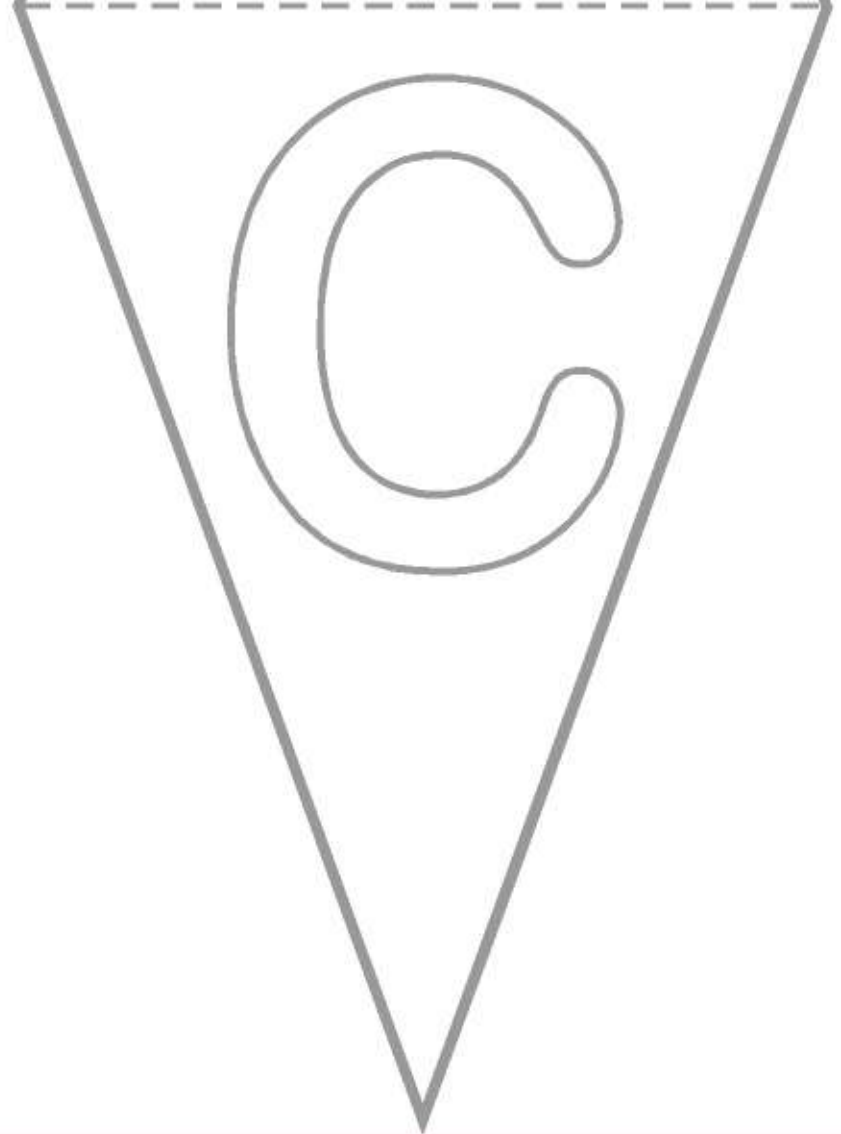
SundaySchoolKids.com  
Fold back

B

SundaySchoolKids.com  
Fold back



SundaySchoolKids.com  
Fold back



SundaySchoolKids.com  
Fold back

D

SundaySchoolKids.com  
Fold back

D


SundaySchoolKids.com  
Fold back



SundaySchoolKids.com  
Fold back



SundaySchoolKids.com  
Fold back



SundaySchoolKids.com  
Fold back



SundaySchoolKids.com  
Fold back


G

SundaySchoolKids.com  
Fold back

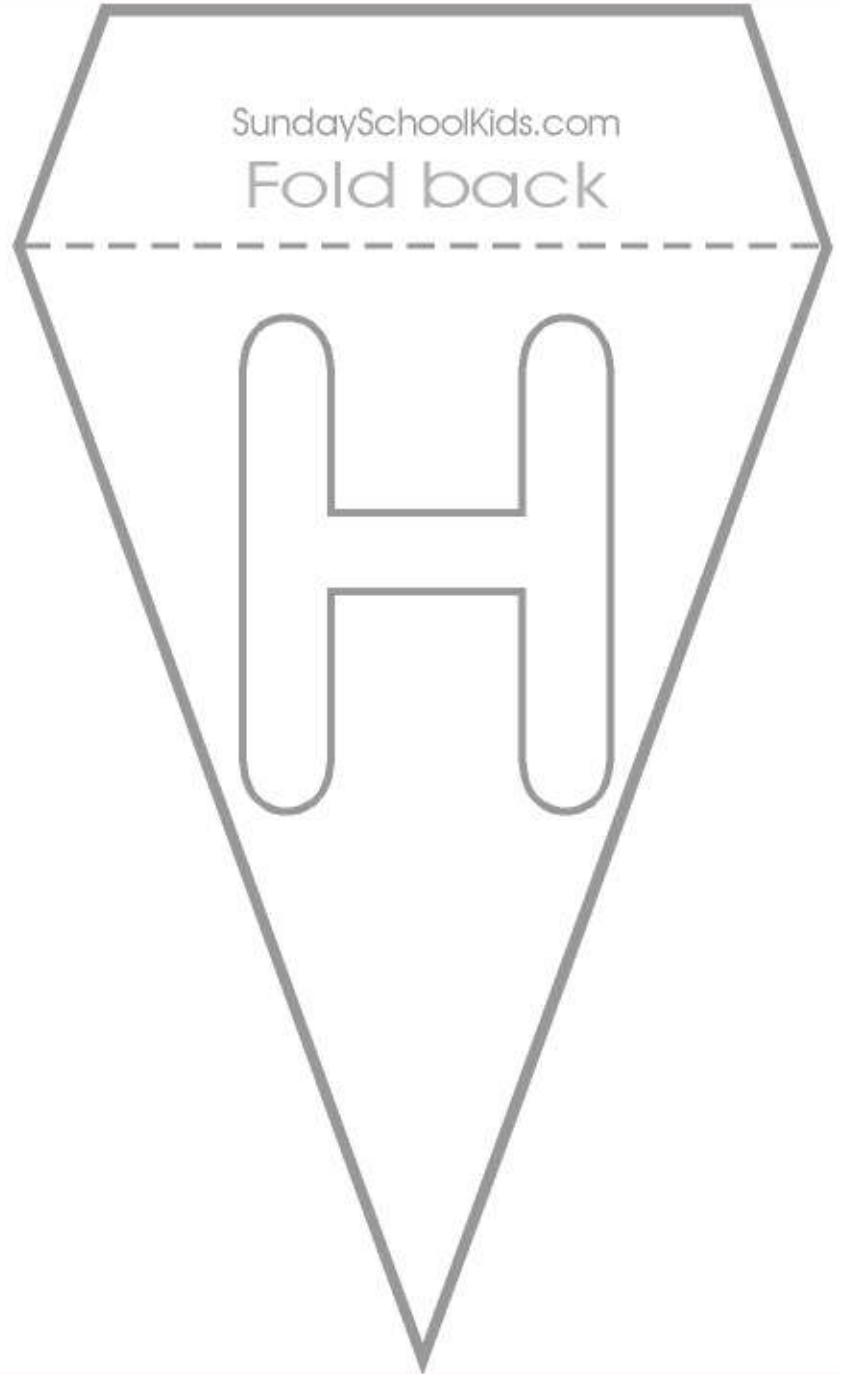
G



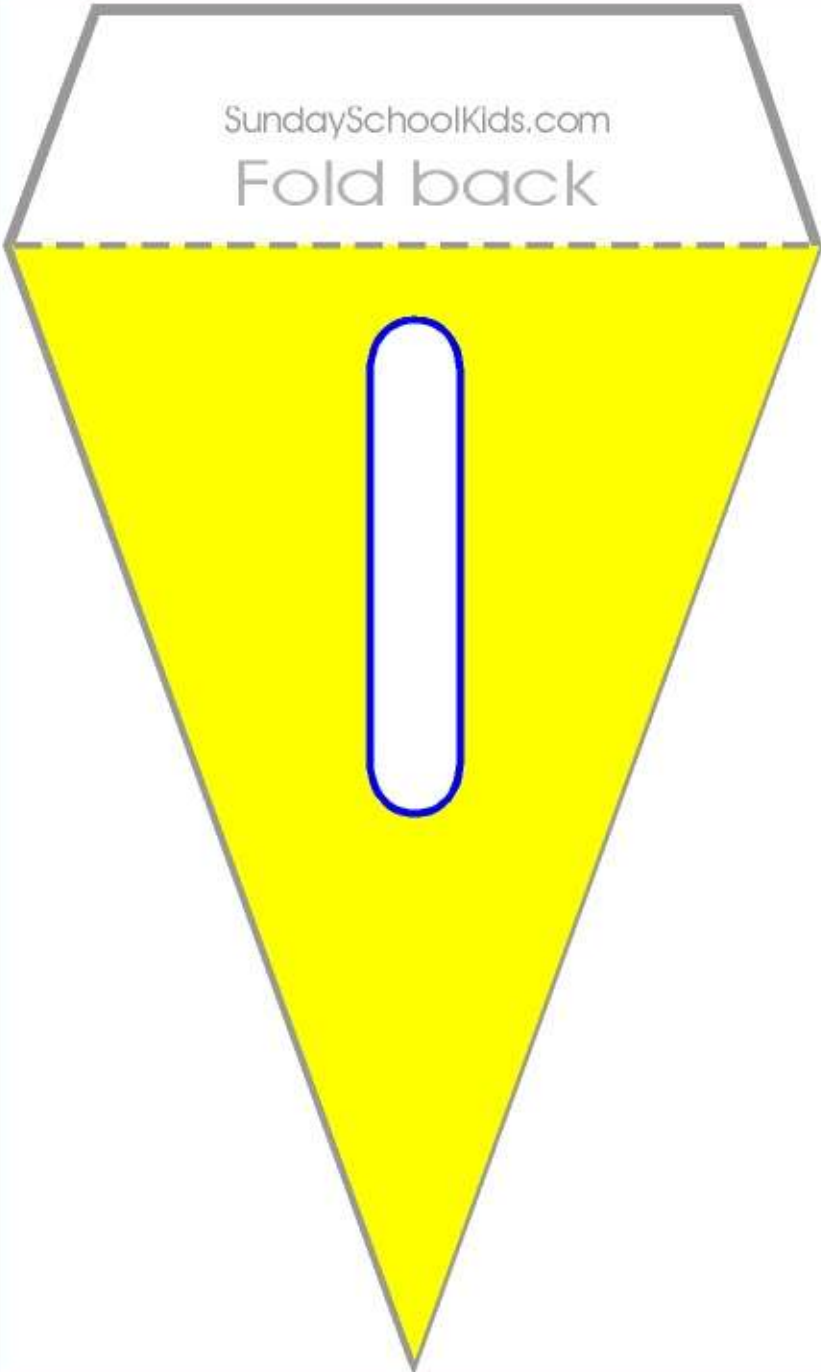
SundaySchoolKids.com  
Fold back



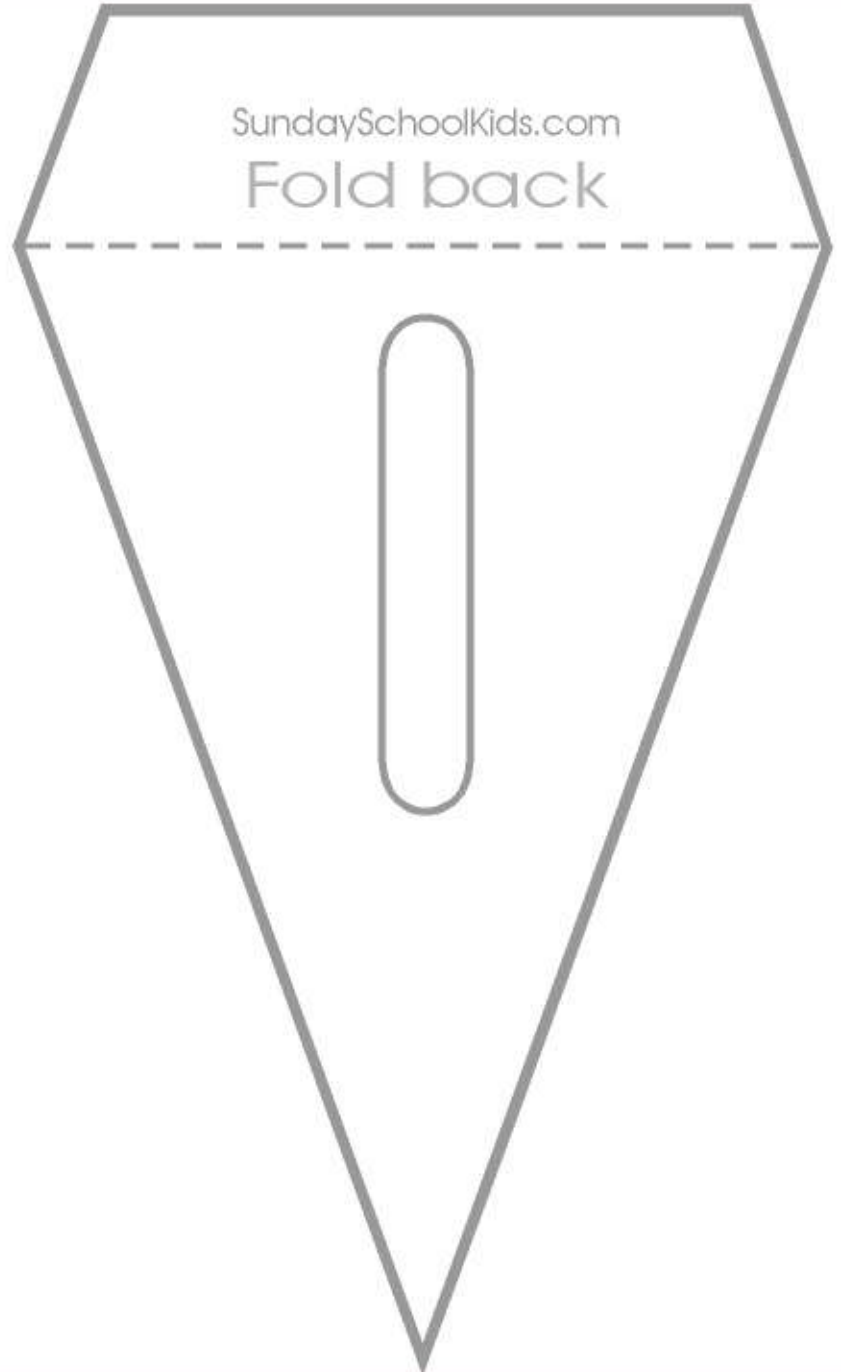
SundaySchoolKids.com  
Fold back




SundaySchoolKids.com  
Fold back



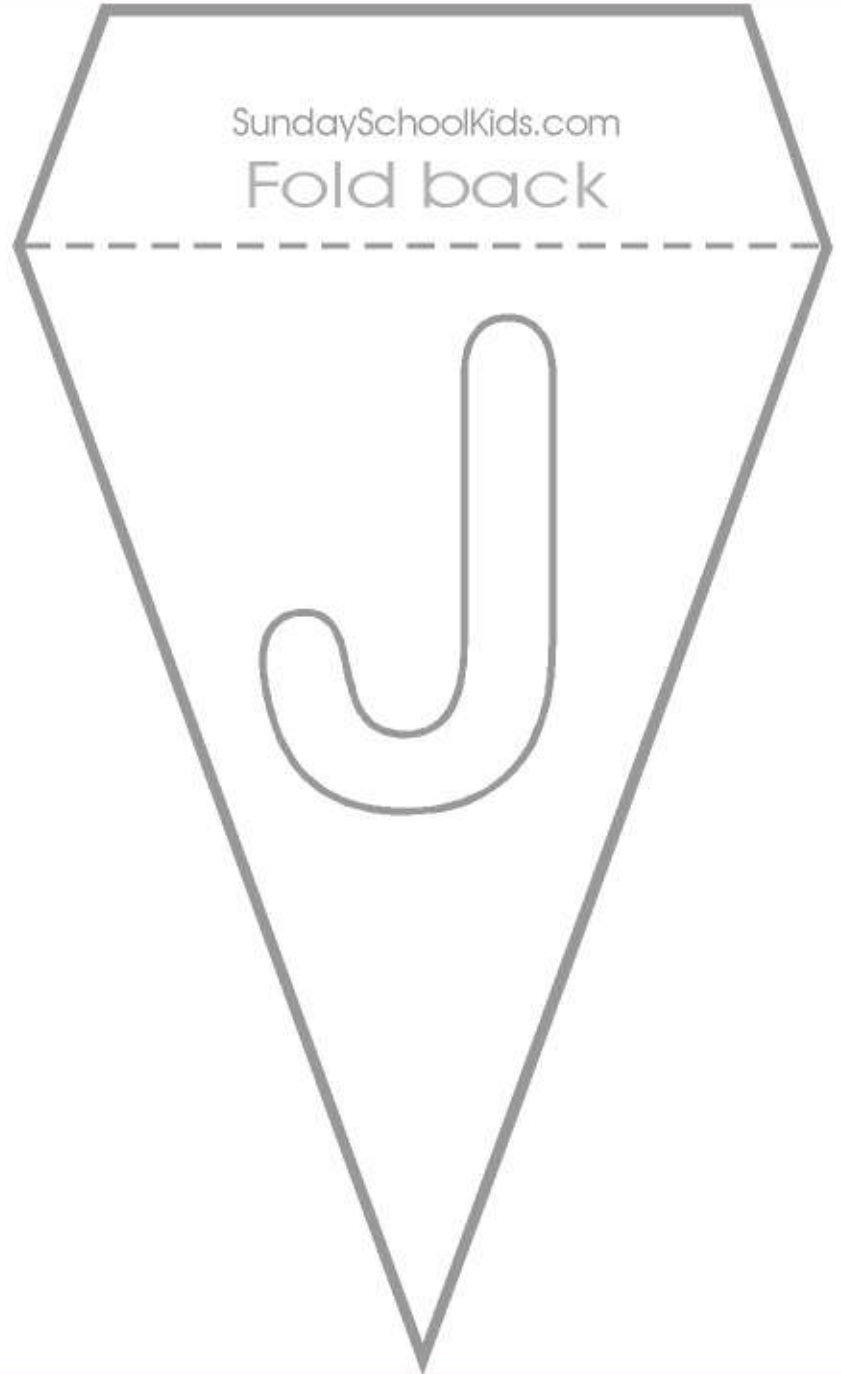
SundaySchoolKids.com  
Fold back



SundaySchoolKids.com  
Fold back



SundaySchoolKids.com  
Fold back



SundaySchoolKids.com  
Fold back

K

SundaySchoolKids.com  
Fold back

K